

The role of nucleophilic catalysis in chemistry and stereochemistry of ribonucleoside *H*-phosphonate condensation†

Michał Sobkowski,*^a Jacek Stawinski^b and Adam Kraszewski^a

Received (in Montpellier, France) 24th July 2008, Accepted 10th September 2008

First published as an Advance Article on the web 29th October 2008

DOI: 10.1039/b812780h

The efficiency and stereoselectivity of condensation of ribonucleoside 3'-*H*-phosphonates with alcohols were investigated as a function of amines used for the reaction. It was found that irrespective of the presence or absence of nucleophilic catalysts, the Dynamic Kinetic Asymmetric Transformation (DYKAT) was the major factor responsible for the stereoselective formation of the *D_P*(*S_P*) isomers of the *H*-phosphonate diesters, and a mechanistic rationalization of this observation was proposed. In addition, studies on the reactions carried out in the presence of various bases led to the conclusion that certain sterically hindered pyridines, *e.g.* 2,6-lutidine, may act as nucleophilic catalysts in the condensation of ribonucleoside 3'-*H*-phosphonates with alcohols.

Introduction

P-Chiral oligonucleotide analogues (*e.g.* phosphorothioates,² phosphoramidates,³ methylphosphonates,⁴ or boranophosphates⁵) having defined configuration at the phosphorus atom find diverse applications in investigations of nucleic acid interactions with other biologically important molecules, for example proteins, RNA, and DNA.⁶ Such P-chiral oligonucleotides may also be considered as potential drugs for nucleic acid-based therapies,⁷ that could permit a more precise tuning of oligonucleotide interactions with the biological targets than is possible with the currently used pools of P-diastereomers. This should also relieve problems of potential variation of therapeutic and toxic effects resulting from different ratios of P-diastereomers produced in various batches of oligonucleotide drugs.

There are several strategies to stereocontrolled synthesis of P-chiral oligonucleotides.⁸ One of them, stereoselective (or more precisely, diastereoselective) condensation of ribonucleoside *H*-phosphonates,⁹ attracted our attention due to its simplicity and high efficiency. It makes use of commercially available *H*-phosphonate synthons which are condensed with nucleosides under standard reaction conditions commonly used for the synthesis of *H*-phosphonate diesters to provide *D_P* diastereomers‡ as major products.

Recently, we have proposed a *Dynamic Kinetic Asymmetric Transformation* (DYKAT) as a possible mechanism for the stereoselectivity observed in these reactions.¹ According to this model, diastereomers of nucleoside *H*-phosphonic-pivalic mixed anhydrides **2** exist in a rapid equilibrium, and one of them, namely the *L_P*(*S_P*) diastereomer, is significantly more reactive towards nucleosides (or alcohols) than the other one (Fig. 1 and Chart 1). To simplify mechanistic considerations, in our earlier studies the role of nucleophilic and base catalysis by the amines was consciously neglected. However, since the participation of nucleophilic catalysis in condensation of *H*-phosphonates is a well-established phenomenon,^{11–15} it was important to examine and to assess its impact on the asymmetric induction in the reactions investigated. In this paper we present studies on the role of nucleophilic catalysis in the chemistry and stereochemistry of condensation of ribonucleoside *H*-phosphonates with alcohols.

Results and discussion

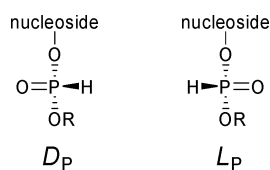
In routine condensations of nucleoside *H*-phosphonates pyridine or quinoline (either neat or diluted with non-basic solvent) is used as a basic component of the reaction mixture. Both of these weakly basic heterocyclic amines (*pK_a* 5.2 and 4.9, respectively) secure fast and quantitative formation of *H*-phosphonate diesters due to their ability to act as nucleophilic catalysts.^{11,12} In contrast to this, in the presence of more powerful nucleophilic catalysts, *e.g.* NMI or DMAP,§ nucleoside *H*-phosphonates are prone to P-acylation that compromises the diester formation.¹² Also strongly basic tertiary amines (*e.g.* TEA, *pK_a* 11.0) are usually avoided since these can promote undesired base-catalysed bis-acylation of *H*-phosphonate monoesters,^{13,15} while in the presence of less basic tertiary amines (*e.g.* DMA, *pK_a* 5.1) the condensations

^a Institute of Bioorganic Chemistry, Polish Academy of Sciences, Noskowskiego 12/14, 61-704 Poznań, Poland.
E-mail: msob@ibch.poznan.pl; Fax: +48 61 8520 532;
Tel: +48 61 852 8503

^b Department of Organic Chemistry, Arrhenius Laboratory, Stockholm University, S-106 91 Stockholm, Sweden

† Stereochemistry of internucleotide bond formation by the *H*-phosphonate method. Part 4.¹

‡ For the compounds presented in this paper the *D_P* descriptor refers to a structure in which the P–H bond is directed to the right in the Fischer projection, and in the *L_P* one, to the left. The full *D_P*/*L_P* notation is described in ref. 10.



§ Abbreviations: DABCO, 1,4-diazabicyclo[2.2.2]octane; DIPEA, diisopropylethylamine; DMAP, 4-(*N,N*-dimethylamino)pyridine; DMA, *N,N*-dimethylaniline; DTBP, 2,6-di-*tert*-butylpyridine; EDIPP, 4-ethyl-2,6-diisopropyl-3,5-dimethylpyridine; HMTA, hexamethylenetetramine; Lut, 2,6-lutidine; MPO, 4-methoxypyridine *N*-oxide; NMI, *N*-methylimidazole; PvCl, pivaloyl chloride; Py, pyridine; TEA, triethylamine.

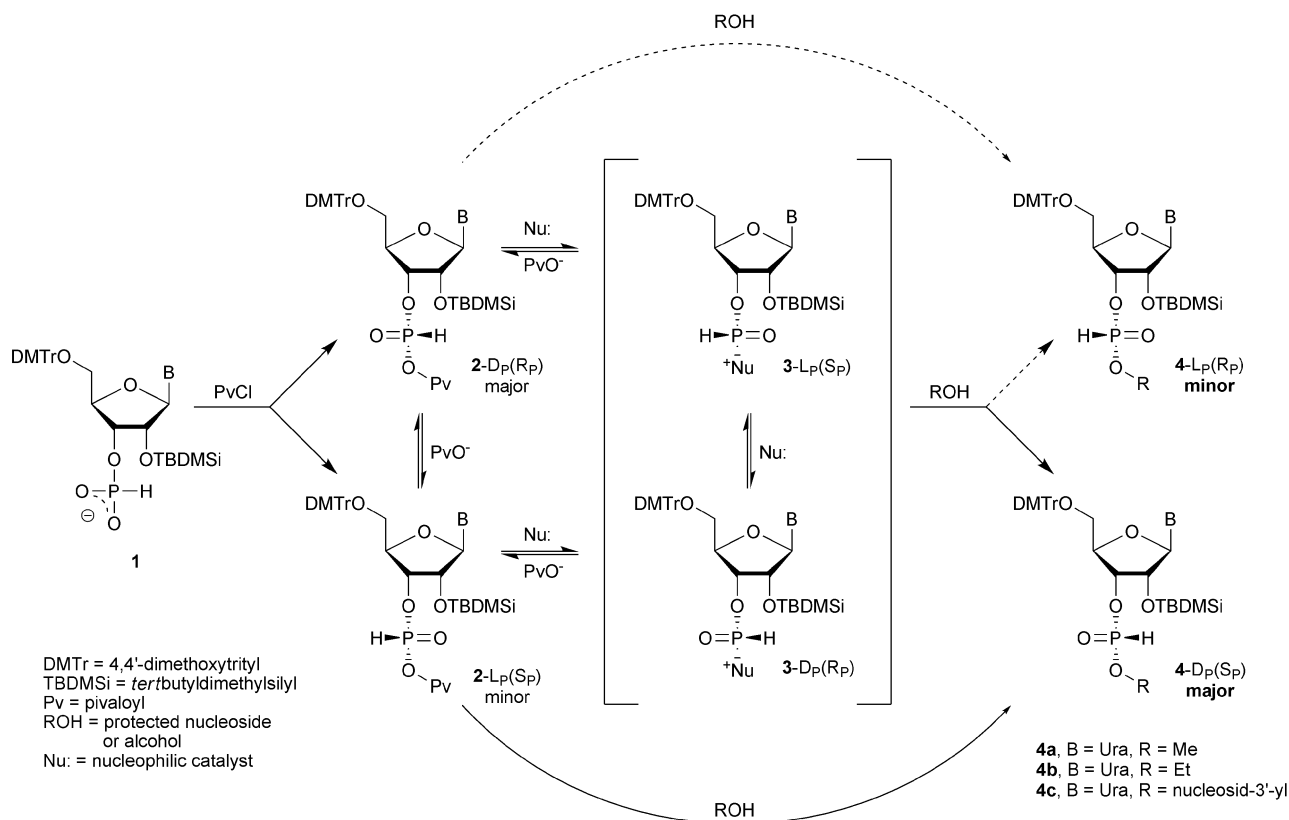
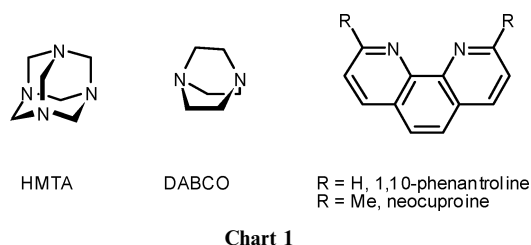


Fig. 1 Putative routes of the reaction during stereoselective condensation of ribonucleoside *H*-phosphonate monoester **1** with alcohols and nucleosides according to the DYKAT mechanism in the absence (curved arrows) and in the presence (central pathways) of a nucleophilic catalyst.



are effective but sluggish (at least 10 times slower than those for pyridine), presumably due to lack of nucleophilic catalysis.¹² Thus, it was somewhat surprising that 2,6-lutidine (pK_a 6.7), which is usually considered as poorly nucleophilic base,^{16,17} promoted condensations of ribonucleoside *H*-phosphonates with similar efficiency as pyridine or quinoline.¹ Moreover, the stereochemistry of the reactions performed in the presence of 2,6-lutidine was the same as that with pyridine. The above called into question the commonly accepted non-nucleophilic character of 2,6-lutidine and prompted us to consider the involvement of nucleophilic catalysis as an additional process in the DYKAT mechanism (Fig. 1).

Since the involvement of $P-N^+$ adducts of type **3** (Fig. 1) in ribonucleoside *H*-phosphonate diester formation has to be crucial for the rate of condensation as well as for stereochemical outcome of the reaction (Fig. 2), we undertook investigations to pinpoint the cases in which amines acted

solely as base catalysts or as base and nucleophilic catalysts during *H*-phosphonate condensations. To this end, the reactions of *H*-phosphonate **1** with ethanol were carried out in the presence of selected tertiary amines, various pyridine derivatives, and strong nucleophilic catalysts. The obtained data (Table 1) showed that irrespective of significant differences in the yields and stereoselectivity observed for different amines, the same $D_P(S_P)$ diastereomer of diester **4** was always formed as the main product. In the light of our earlier studies,^{1,18} these results might suggest that in the absence of nucleophilic catalysts, the previously described DYKAT mechanism operated at the level of the mixed anhydride **2** (Fig. 2, Path B), while in the nucleophile-catalyzed reactions, an analogous DYKAT took place at the level of adducts of type **3** (Fig. 2, Path A₂).[¶]

Additionally, these experiments confirmed the earlier findings^{11–15} that neither powerful nucleophilic catalysts nor strongly basic tertiary amines could promote quantitative condensations of *H*-phosphonates with alcohols. However, in contrast to the literature data,^{11–15} there was no (or very little) side product formation, and the ³¹P NMR spectra of the reaction mixtures revealed only presence of the expected diester **4** and unreacted monoester **1** (Fig. 3). This lack of by-product formation was tentatively attributed to low

[¶] Involving a rapid $3-D_P \rightleftharpoons 3-L_P$ equilibrium in which the more reactive diastereomer $3-D_P$ was esterified preferentially.

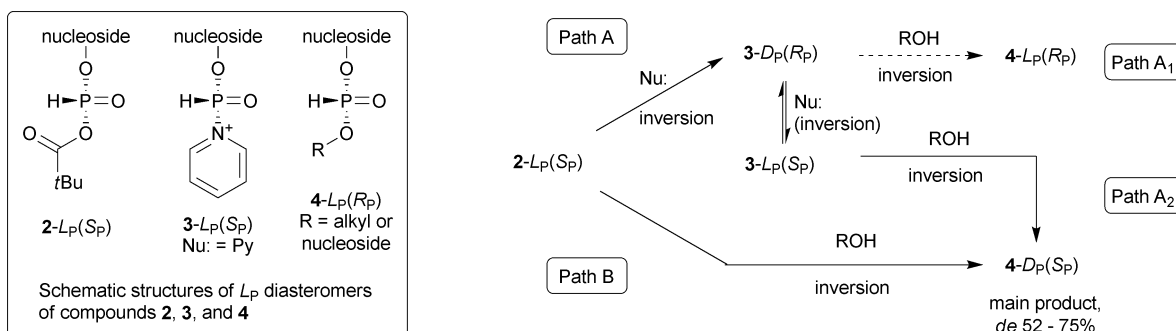


Fig. 2 Possible stereochemistry of esterification of the more reactive $L_P(S_P)$ diastereomer of ribonucleoside H -phosphonic—pivalic mixed anhydride **2** in the presence (Path A) and absence (Path B) of nucleophilic catalysts.

Table 1 Diastereomeric excess (de) of the $D_P(S_P)$ diastereomer of the H -phosphonate diester **4b** (Fig. 1, B = Ura) formed in the presence of various amines

Entry	Amine	pK_a (H ₂ O) ^a	pK_a (DMSO)	pK_a (ACN)	pK_{HB} ^b	de ^{c,d} (D_P)	Yield of diester (%) ^d
Strong nucleophilic catalysts							
1	MPO	2.1 ¹⁹	3.5 ²⁰	12.4 ²¹		62%	27
2	HMTA ^e	5.2			1.9 ²²	57%	66
3	NMI	7.0		14.3 ²³	2.7 ²⁴	60%	84
4	DABCO ^e	8.7	8.9 ²⁵	18.3 ²⁶	2.6 ²²	53%	42
5	DMAP	9.7	7.9 ²⁷	17.7 ²⁸	2.8 ²⁹	53%	85
Heteroaromatic amines							
6	Pyrazine	0.7			1.2 ²⁹	39%	55
7	Pyrimidine	1.2			1.4 ²⁹	39%	70
8	Tetramethylpyrazine	3.6				59%	100
9	Quinoline	4.9		12.0 ²⁸	1.9 ²⁹	63%	100
10	1,10-Phenanthroline ^e	4.9				66%	100
11	2,6-Di- <i>tert</i> -butyl-pyridine	5.0 ³⁰	1.0 ³¹			47%	70
12	Pyridine	5.2	3.2 ²⁷	12.5 ²⁸	1.9 ²⁹	62%	100
13	2-Picoline	5.9	4.0 ²⁷	13.9 ³²	2.0 ²⁹	69%	100
14	4-Picoline	6.0	3.8 ²⁷	14.5 ³²	2.1 ²⁹	68%	100
15	Neocuproine ^e	6.2				64%	100
16	2,5-Lutidine	6.4				68%	100
17	3,4-Lutidine	6.5	4.3 ²⁷	14.7 ³²	2.2 ²⁹	63%	100
18	2,6-Lutidine	6.7	4.4 ²⁷	14.4 ³²	2.1 ²⁹	70%	100
19	2,4-Lutidine	6.7	4.5 ²⁷	15.0 ³²		70%	100
20	2,4,6-Collidine	7.5		15.0 ²⁸	2.3 ²⁹	68%	100
21	EDIPP	(7.6) ^f				52%	92
22	(-)-Nicotine	8.0				65%	100
23	(±)-Nicotine	8.0				64%	100
Tertiary amines							
24	DMA	5.1	2.5 ³³	11.4 ²⁸	0.5 ³⁴	56%	100
25	<i>N</i> -Methylmorpholine	7.4		15.6 ³⁵	1.7 ²²	70%	91
26	TEA	11.0	9.0 ³⁶	18.8 ²⁸	2.0 ²²	75%	74
27	DIPEA	11.4			1.1 ²²	71%	89

^a Aqueous pK_a data, unless otherwise indicated, are taken from ref. 37. ^b Hydrogen bonding basicity. $pK_{HB} = \log K_{(\text{formation of HB complex})}$; larger values correspond to greater basicity.³⁸ ^c One should note that the difference between de values, for instance de 52% and de 75%, corresponds to over two-fold increase of the stereoselectivity measured as a ratio of diastereomers (*i.e.* $\sim 3 : 1$ vs. $\sim 7 : 1$, respectively). ^d Determined *via* integration of the corresponding ³¹P NMR signals. ^e For structure, see Chart 1. ^f Estimated, assuming an additive and similar methyl and ethyl groups effect on the pK_a ³⁹ and a linear correlation between α, α' -steric hindrance and pK_a ⁴⁰ of substituted pyridines.

concentration of the amines in the reaction mixtures (0.3 M or *ca.* 2.5%).

In order to find sources for the incomplete condensations that have been carried out in the presence of the amines examined herein, the reactivity of pivaloyl chloride towards nucleosides was investigated in separate experiments. It was found that TEA and pyridine derivatives when used alone did not promote significant acylation of nucleosides, however, in the presence of strong nucleophilic amines (*e.g.* DMAP) or TEA–pyridine mixtures, pivaloyl chloride was rapidly con-

sumed in the acylation of 5'-OH or N3-H functions of uridine.⁴¹ These side reactions could compete with the formation of the mixed anhydride **2** and, at least partly, could be responsible for incomplete condensations. However, H -phosphonate condensations were also not quantitative in the presence of tertiary aliphatic amines alone (Table 1, entries 25–27), *i.e.* under the conditions in which the acylation of nucleoside components was negligible.⁴¹ This issue was addressed in additional experiments, which indicated that the mixed anhydride **2** might undergo deacylation by pivalic

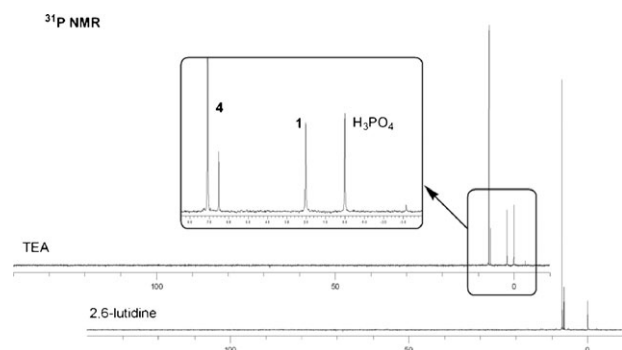


Fig. 3 ^{31}P NMR spectra of the reaction of *H*-phosphonate **1** with ethanol (3 equiv.) promoted by PvCl (1.5 equiv.) in DCM containing 3 equiv. of 2,6-lutidine or TEA. The minor signal (*ca.* 1.5%) at -3.2 ppm in the upper spectrum is in the region of *P*-acylated compounds.

acid with regeneration of the starting *H*-phosphonate monoester **1** and formation of pivalic anhydride (a poor activator of *H*-phosphonates⁴²). The rate of deacylation was found to correlate well with the ability of an amine conjugated acid to form hydrogen bonds (quantified as a $\text{p}K_{\text{HB}}$ value^{||}) rather than with the amine basicity expressed by $\text{p}K_{\text{a}}$. A plausible rationale, which could account for the obtained results involved an increased contribution of general acid catalysis during decomposition of the mixed anhydride **2** by amines having high $\text{p}K_{\text{HB}}$ (Fig. 4).⁴³

Thus, it can be tentatively concluded that pivaloyl chloride promoted coupling of *H*-phosphonates with alcohols in the presence of strongly nucleophilic amines, and/or those of high H-bonding basicity, did not go to completion due to consumption of the condensing agent (PvCl) in the acylation of nucleosides or due to formation of unreactive pivalic anhydride *via* a partial deacylation of the mixed anhydride **2**.

In contrast, pyridine and most of its derivatives investigated secured quantitative condensations (with an exception of pyridine derivatives bearing branched substituents in both α positions)** despite significant differences in their $\text{p}K_{\text{a}}$ (3.6–8.0) and considerably high $\text{p}K_{\text{HB}}$ values (1.9–2.3). Although it might be argued that the high $\text{p}K_{\text{HB}}$ of pyridines should be associated with high catalytic activity of their conjugate acids which should lead to deacylation of the mixed anhydride **2** (Fig. 4), apparently it was not the case in the reactions discussed. A plausible explanation of the excellent yields obtained for the most of the pyridines examined could be the participation of nucleophilic catalysis, *i.e.* the involvement of intermediate phosphonopyridinium adducts of type **3** (Fig. 2) which, as monofunctional entities, should undergo a nucleophilic attack at the phosphorus centre only. While this is readily understandable in the case of pyridine derivatives with

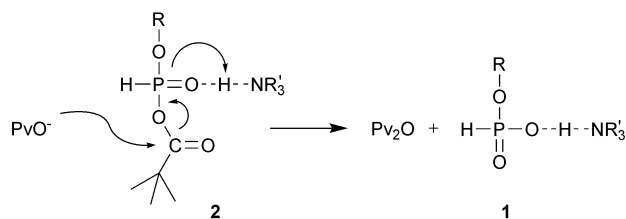


Fig. 4 A possible participation of general acid catalysis in deacylation of the mixed anhydride **2** by pivalic acid.

unhindered endocyclic nitrogen atoms (*i.e.* having at least one α position unsubstituted), the question might arise, whether this could hold also for α,α' -dimethylpyridines?

Although 2,6-lutidine and its derivatives are usually considered as poor nucleophiles,^{16,17} they can act as nucleophiles under mild conditions undergoing, for instance, *N*-alkylation with alkyl halides,⁴⁴ alkyl iodonium triflate⁴⁵ or radical cations,⁴⁶ or *N*-sulfonation with triflic anhydride.⁴⁷ Notably, in phosphorus chemistry the lack of nucleophilic properties of 2,6-lutidine was observed for $\text{P}^{(\text{V})}$ compounds, *e.g.* for phosphoroiodidates,¹⁶ while whether nucleophilic catalysis by this base may operate for *H*-phosphonates, remains to be determined. Since $\text{P}^{(\text{V})}$ and $\text{P}^{(\text{III})}$ compounds differ significantly in electrophilicity,⁴⁸ and the steric hindrance around the phosphorus atom in *H*-phosphonates is clearly lower than that in $\text{P}^{(\text{V})}$ compounds, significant differences in their reactivity towards hindered pyridine derivatives cannot be excluded.

To get a better insight into this problem, condensations of *H*-phosphonate **1** were performed in the presence of EDIPP (a peralkylated 2,6-diisopropylpyridine derivative, $\text{p}K_{\text{a}} \sim 7.6$)⁴⁹ and DTBP (2,6-di-*tert*-butylpyridine, $\text{p}K_{\text{a}}$ 5.0) for which the nucleophilicity might be safely excluded on steric grounds. The yields of *H*-phosphonate diester **4** obtained in these reactions (92 and 70%) were similar to those found for trialkyl amines, while low stereoselectivity (de *ca.* 50%) was similar to that observed for tertiary aniline derivatives (*e.g.* DMA, de 56%). In contrast, all the other pyridine derivatives, including α,α' -dimethylpyridines, differed only slightly in stereoselectivity and invariably gave quantitative condensations of *H*-phosphonate **1**. Thus, it seems reasonable to assume that the main route for *H*-phosphonate diester formation in the presence of 2,6-lutidine derivatives could still involve the nucleophilic catalysis (preventing in this way deacylation of the mixed anhydride **2**, and in consequence, the yield deterioration), and that only bulky alkyl substituents in α,α' positions were able to suppress the nucleophilic properties of pyridine.

In additional experiments the condensations of uridine *H*-phosphonate **1** with ethanol performed in the presence of mixtures of 2,6-lutidine with more nucleophilic amines (pyridine, NMI, DMAP, MPO) were investigated (Fig. 5). In neither case were any specific effects due to the nucleophilic amine noted, and the yields and stereoselectivity of the condensations were proportional to the weighted average of the values obtained for each amine used separately. This lent support to the aforementioned assumption that the same mechanism (*i.e.* nucleophilic catalysis) was operating for 2,6-lutidine and for other amines of known nucleophilic character.

^{||} The $\text{p}K_{\text{HB}}$ measures the relative strength of the acceptor in hydrogen-bonded complex formation with a reference acid (H-bonding basicity). $\text{p}K_{\text{a}}$ and $\text{p}K_{\text{HB}}$ may be unrelated.³⁸

** Two heteroaromatic amines, pyrazine and pyrimidine, were apparently too weakly basic ($\text{p}K_{\text{a}}$ 0.7 and 1.2, respectively) to be efficient promoters of the condensations investigated since a significant detritylation was observed during the course of reactions, even in the presence of 6 equiv. of an amine (*c.* \approx 5%). These amines were thus excluded from further investigations.

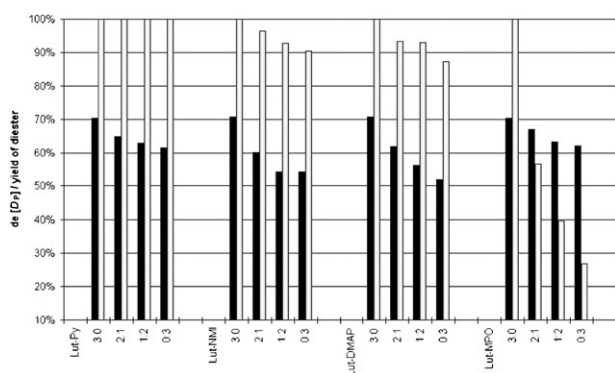


Fig. 5 Diastereomeric excess (solid bars) of the $D_P(S_P)$ diastereomer of H -phosphonate diester **4b** formed in the presence of mixtures of amines, and the total yield of diester **4b** (a sum of diastereomers, open bars). Reaction conditions: 0.05 mmol of **1** ($B = \text{Ura}$) + EtOH (3 equiv.) + amines (the number of molar equivalents specified on the x axis) + PvCl (1.5 equiv.) in DCM (0.5 mL).

Kinetic quenching experiments

To probe the involvement of nucleophilic catalysis in the DYKAT mechanism, kinetic quenching experiments for various amines were carried out using large excess of methanol. Under such reaction conditions we expected to observe significant changes in the ratio of diastereomers (with a possible reversal of stereoselectivity¹) of the produced H -phosphonate diester **4a** as a result of substantial increase in the rate of esterification of the reactive intermediates (mixed anhydride **2** and amine adduct **3**). Indeed, a remarkable decrease in stereoselectivity was observed for the reactions involving pyridine or 2,6-lutidine as bases (Table 2). Such results can be interpreted as a partial change of the DYKAT into the *Dynamic Thermodynamic Resolution* (DYTR) mechanism of the asymmetric induction due to acceleration of the esterification at high concentration of MeOH.¹ In contrast, in the presence of the poorly nucleophilic amines, the stereoselectivity under the kinetic quenching conditions decreased only slightly.

Thus, it seems that the nucleophilic catalysis (Table 2, entries 1 & 2) speeded up the esterification of intermediates **3** more efficiently than their epimerization, while for the base catalysed reactions (entries 3–6 & 9) or in the presence of

highly basic amines (e.g. TEA, $\text{p}K_a$ 11.0; entries 7 & 8), the rate of epimerization was always significantly higher than that of esterification, even in the presence of large excess of an alcohol. Interestingly, it seems that the behaviour of a given amine in a kinetic quenching experiment might be exploited as a marker of its nucleophilic properties towards H -phosphonates, according to the following rule of thumb: the higher the stereoselectivity of ribonucleoside H -phosphonate condensation in neat methanol, the lower the nucleophilicity of the amine used for the reaction.

Conclusions

In the previous paper in this series we reported that stereoselectivity in condensations of ribonucleoside H -phosphonates **1** with alcohols originated from the *Dynamic Kinetic Asymmetric Transformation* (DYKAT).¹ The data presented in this paper confirmed this conclusion and suggested that the equilibrium between the diastereomers of nucleoside H -phosphonic—pivalic mixed anhydride ($2-D_P \rightleftharpoons 2-L_P$) was significant for the stereochemical outcome of the reaction only in the absence of nucleophilic catalysis. In the presence of nucleophilic amines, however, the DYKAT mechanism was governed most likely by the $3-D_P \rightleftharpoons 3-L_P$ equilibrium between the putative $\text{P}-\text{N}^+$ intermediates. In most instances this path was also essential for quantitative yield of the condensation.

Pyridine derivatives (excluding those with a large steric hindrance around the nitrogen atom) secured practically quantitative yields of the condensations along with reasonable high stereoselectivity (de 60–70%). Noteworthy, pyridine derivatives with methyl groups in the α positions (e.g. 2,6-lutidine) also provided fast, clean and highly stereoselective condensations, and thus indicated that the esterification of H -phosphonate monoesters in the presence of these bases might proceed with the intermediacy of the $\text{P}-\text{N}^+$ adducts of type **3** (i.e. involving nucleophilic catalysis; Fig. 1 and 2). To the best of our knowledge this would be the first documented example of manifestation of nucleophilic properties of 2,6-dimethylpyridines in $\text{S}_{\text{N}}2(\text{P})$ reactions.

For practical purposes, among investigated bases, 2,6-lutidine was found to be the amine of choice (quantitative yield of condensations, high stereoselectivity, and easy availability)

Table 2 Comparison of the yield and the ratio of diastereomers of the methyl uridine H -phosphonate diester **4a** (Fig. 1) formed under standard and kinetic quenching conditions

Entry	Amine	“Standard” 3 equiv. of MeOH 3 equiv. of amine [1] = 100 mM		“Kinetic quenching” 2500 equiv. of MeOH, 30 equiv. of amine [1] = 10 mM	
		de (D_P) ^a	Yield of diester (%) ^a	de (D_P) ^a	Yield of diester (%) ^a
1	Pyridine	63	100	–10 ^b	100
2	2,6-Lutidine	68	100	12	100
3	EDIPP	47	100	66	100
4	DMA	56	96	42	100
5	TEA	69	73	51	93
6	Proton sponge	49	95	45	95
7	Pyridine + TEA 1:1 ^c	62	89	60	88
8	2,6-Lutidine + TEA 1:1 ^c	68	80	61	91
9	DMA + TEA 1:1 ^c	60	84	58	94

^a Determined *via* integration of the corresponding ³¹P NMR signals. ^b Advantage of the L_P diastereomer. ^c 3 + 3 equiv. or 15 + 15 equiv.

and is advised to be used in stereoselective ribonucleoside 3'-*H*-phosphonate diesters formation.

Experimental section

Methods and materials

³¹P NMR spectra were recorded at 121 MHz on a Varian Unity BB VT spectrometer. ³¹P NMR experiments were carried out in 5 mm tubes using 0.5 mL of the reaction mixture and the spectra were referenced to 2% H₃PO₄ in D₂O (external standard). The quantities of phosphorus-containing compounds were determined *via* integration of the corresponding ³¹P NMR signals. Diastereomeric excess was calculated with accuracy of ±1.5 percentage points (an average of 3 measurements).

Commercial (Sigma-Aldrich, Alfa Aesar, Merck, POCh-Poland) reagents and were used as purchased unless otherwise noted. Ethanol was distilled over magnesium. Dichloromethane and pyridine were refluxed over P₂O₅, distilled, and stored over 4 Å molecular sieves until they contained below 20 ppm of water (Karl Fischer coulometric titration, Metrohm 684 KF coulometer). Anhydrous triethylamine (TEA) was distilled and kept over CaH₂. Commercial *p*-methoxypyridine *N*-oxide (MPO) hydrate was rendered anhydrous by co-evaporation with dry acetonitrile (1×) and dry toluene (2×). Other liquid amines were refluxed for 1 hour with 2,4,6-triisopropylbenzenesulfonyl chloride (TPS-Cl) and distilled under reduced pressure. 4-Ethyl-2,6-diisopropyl-3,5-dimethylpyridine (EDIPP)⁴⁹ was a gift from Prof. A. T. Balaban, Texas A&M University. Uridine *H*-phosphonate **1**⁵⁰ was obtained according to the published method. Racemization of *S*-(–)-nicotine was done according to ref. 51. Immediately prior to all reactions, *H*-phosphonate **1** was rendered anhydrous by dissolving in toluene (3 mL/0.05 mmol) and evaporation of this solvent under reduced pressure. After drying under vacuum (15 min, 0.5 Torr), the flask was filled with air, dried up by passing through Sicapent (Merck).

General procedure for condensation of *H*-phosphonates of type 1 with alcohols

Nucleoside *H*-phosphonate **1** (0.05 mmol) was dissolved in 0.5 mL of DCM and amine (3 equiv.) and EtOH or MeOH (3 equiv.) were added, followed by PvCl (1.5 equiv.). The reaction mixture was transferred to an NMR tube and the ³¹P NMR spectra were recorded within 1 hour.

Kinetic quenching experiments

Nucleoside *H*-phosphonate **1** (0.05 mmol) was dissolved in DCM (0.3–0.5 mL), and TEA (0.2 equiv.) and PvCl (1.2 equiv.) were added successively. The formation of the mixed anhydride **2** was confirmed by ³¹P NMR spectroscopy (δ_P 1.47 & 1.56) and the reaction mixture was utilized within one hour (no degradation products were found within that period).

The solution (0.3 mL) of the intermediate **2** (0.5 mmol; generated as described above) was added dropwise by a syringe to a septum-sealed flask containing vigorously stirred methanol (5 mL) and an amine (2.4% v/v or w/v). After *ca.*

30 s toluene (15 mL) was added and the mixture was evaporated almost to dryness under vacuum at temperature <40 °C (such procedure was obligatory for strongly basic tertiary amines in order to avoid transesterification⁵² of the product). The oily residue was dissolved in DCM (0.5 mL) and analyzed by ³¹P NMR spectroscopy.

Acknowledgements

The financial support from the Polish Ministry of Science and Higher Education is gratefully acknowledged.

References

- 1 M. Sobkowski, A. Kraszewski and J. Stawinski, *Tetrahedron: Asymmetry*, 2007, **18**, 2336–2348.
- 2 W. J. Stec and G. Zon, *Tetrahedron Lett.*, 1984, **25**, 5275–5278; W. B. Cruse, S. A. Salisbury, T. Brown, R. Cosstick, F. Eckstein and O. Kennard, *J. Mol. Biol.*, 1986, **192**, 891–905.
- 3 J. Nilsson and J. Stawinski, *Chem. Commun.*, 2004, 2566–2567.
- 4 L. A. Wozniak, M. Janicka and M. Bukowiecka-Matusiak, *Eur. J. Org. Chem.*, 2005, 5189–5197.
- 5 J. Tomasz, B. R. Shaw, K. Porter, B. F. Spielvogel and A. Sood, *Angew. Chem., Int. Ed.*, 1992, **31**, 1373–1375; Y. Jin and G. Just, *Tetrahedron Lett.*, 1998, **39**, 6433–6436.
- 6 P. Guga, *Curr. Top. Med. Chem.*, 2007, **7**, 695–713.
- 7 J. B. Opalinska and A. M. Gewirtz, *Nat. Rev. Drug Discovery*, 2002, **1**, 503–514.
- 8 Y. X. Lu, *Mini-Rev. Med. Chem.*, 2006, **6**, 319–330.
- 9 H. Almer, J. Stawinski and R. Stromberg, *Nucleic Acids Res.*, 1996, **24**, 3811–3820.
- 10 M. Sobkowski, J. Stawinski and A. Kraszewski, *Nucleosides, Nucleotides Nucleic Acids*, 2005, **24**, 1301–1307; M. Sobkowski, J. Stawinski and A. Kraszewski, *Nucleosides, Nucleotides Nucleic Acids*, 2006, **25**, 1363–1375; M. Sobkowski, J. Stawinski and A. Kraszewski, *Nucleosides, Nucleotides Nucleic Acids*, 2006, **25**, 1377–1389; M. Sobkowski, J. Stawinski and A. Kraszewski, 'A Convenient Stereochemical Notation for P-Chiral Nucleotide Analogs', in *Current Protocols in Nucleic Acid Chemistry*, ed. S. L. Beaucage, D. E. Bergstrom, G. D. Glick and R. A. Jones, John Wiley & Sons, New York, 2007, A.1E.1–A.1E.16.
- 11 V. A. Efimov and I. Y. Dubey, *Bioorg. Khim.*, 1990, **16**, 211–218; P. J. Garegg, J. Stawinski and R. Stromberg, *J. Chem. Soc., Perkin Trans. 2*, 1987, 1209–1214.
- 12 I. Y. Dubey, V. A. Efimov, T. V. Lyapina and D. M. Fedoryak, *Bioorg. Khim.*, 1992, **18**, 911–919; V. A. Efimov, I. Y. Dubey and O. G. Chakhmakhcheva, *Nucleosides Nucleotides*, 1990, **9**, 473–477.
- 13 S. Sigurdsson and R. Stromberg, *J. Chem. Soc., Perkin Trans. 2*, 2002, 1682–1688; S. Sigurdsson and R. Stromberg, *Nucleosides, Nucleotides Nucleic Acids*, 2003, **22**, 1–12.
- 14 A. Kraszewski and J. Stawinski, 'Aryl Nucleoside *H*-Phosphonates. Versatile Intermediates in the Synthesis of Nucleotides and Their Analogues', in *Trends in Organic Chemistry*, Research Trends, Trivandrum India, 2003, vol. 10, pp. 1–19.
- 15 P. J. Garegg, T. Regberg, J. Stawinski and R. Stromberg, *Nucleosides Nucleotides*, 1987, **6**, 655–662.
- 16 J. Stawinski, R. Stromberg and R. Zain, *Tetrahedron Lett.*, 1992, **33**, 3185–3188.
- 17 C. W. Downey and M. W. Johnson, *Tetrahedron Lett.*, 2007, **48**, 3559–3562.
- 18 M. Sobkowski, J. Jankowska, J. Stawinski and A. Kraszewski, *Nucleosides, Nucleotides Nucleic Acids*, 2005, **24**, 1469–1484; M. Sobkowski, J. Jankowska, J. Stawinski and A. Kraszewski, in *Collection Symposium Series*, ed. M. Hocek, Institute of Organic Chemistry and Biochemistry, Academy of Sciences of the Czech Republic, Prague, 2005, vol. 7, pp. 183–187.
- 19 V. I. Rybachenko, K. Yu Chotii, V. V. Kovalenko and G. Shreder, *Russ. J. Phys. Chem. (Engl. Transl.)*, 2003, **77**, 1695–1698.
- 20 L. Chmurzynski and Z. Warnke, *Aust. J. Chem.*, 1993, **46**, 185–194.

- 21 L. Chmurzynski, G. Wawrzyniak, Z. Warnke and Z. Pawlak, *J. Heterocycl. Chem.*, 1997, **34**, 215–220.
- 22 J. Graton, F. Besseau, M. Berthelot, E. Raczyńska and C. Laurence, *Can. J. Chem.*, 2002, **80**, 1375–1385.
- 23 Z. Pawlak, *J. Mol. Struct.*, 1986, **143**, 369–374.
- 24 L. Cecchi, F. De Sarlo and F. Machetti, *Eur. J. Org. Chem.*, 2006, 4852–4860.
- 25 R. L. Benoit, D. Lefebvre and M. Frechette, *Can. J. Chem.*, 1987, **65**, 996–1001.
- 26 J. F. Coetzee and G. R. Padmanabhan, *J. Am. Chem. Soc.*, 1965, **87**, 5005–5010.
- 27 D. Augustin-Nowacka, M. Makowski and L. Chmurzynski, *J. Chem. Thermodyn.*, 2002, **34**, 391–400.
- 28 I. Kaljurand, A. Kutt, L. Soovali, T. Rodima, V. Maemets, I. Leito and I. A. Koppel, *J. Org. Chem.*, 2005, **70**, 1019–1028.
- 29 M. Berthelot, C. Laurence, M. Safar and F. Besseau, *J. Chem. Soc., Perkin Trans. 2*, 1998, 283–290.
- 30 H. P. Hopkins, D. V. Jahagirdar, P. S. Moulik, D. H. Aue, H. M. Webb, W. R. Davidson and M. D. Pedley, *J. Am. Chem. Soc.*, 1984, **106**, 4341–4348.
- 31 R. L. Benoit, M. Frechette and D. Lefebvre, *Can. J. Chem.*, 1988, **66**, 1159–1162.
- 32 D. Augustin-Nowacka and L. Chmurzynski, *Anal. Chim. Acta*, 1999, **381**, 215–220.
- 33 R. L. Benoit, M. J. MacKinnon and L. Bergeron, *Can. J. Chem.*, 1981, **59**, 1501–1504.
- 34 E. Marquis, J. Graton, M. Berthelot, A. Planchat and C. Laurence, *Can. J. Chem.*, 2004, **82**, 1413–1422.
- 35 P. Beltrame, G. Gelli and A. Loi, *Gazz. Chim. Ital.*, 1980, **110**, 491–494.
- 36 I. M. Kolthoff, M. K. Chantoon and S. Bhowmik, *J. Am. Chem. Soc.*, 1968, **90**, 23–28.
- 37 D. D. Perrin, *Dissociation Constants of Organic Bases in Aqueous Solution*, Butterworth, London, 1965; *CRC Handbook of Chemistry and Physics*, CRC Press LLC, Boca Raton, 87th edn, 2007.
- 38 R. W. Taft, D. Gurka, L. Joris, P. von Schleyer and J. W. Rakshys, *J. Am. Chem. Soc.*, 1969, **91**, 4801–4808.
- 39 A. S. Chia and R. F. Trimble, *J. Phys. Chem.*, 1961, **65**, 863–866; J. Epszajn and R. M. K. Marcinkowski, *Polish J. Chem.*, 1979, **53**, 601–609; A. Gero and J. J. Markham, *J. Org. Chem.*, 1951, **16**, 1835–1838.
- 40 H. C. Brown and B. Kanner, *J. Am. Chem. Soc.*, 1966, **88**, 986–992; B. Kanner, *Heterocycles*, 1982, **18**, 411–419.
- 41 M. Sobkowski, in *Collection Symposium Series*, ed. M. Hocek, Institute of Organic Chemistry and Biochemistry Academy of Sciences of the Czech Republic, Prague, 2008, vol. 10, pp. 277–281.
- 42 R. Stromberg and J. Stawinski, *Nucleic Acids Res. Symp. Ser.*, 1987, **18**, 185–188.
- 43 M. Sobkowski, J. Stawinski and A. Kraszewski, Part 5 of this series, *New J. Chem.*, submitted.
- 44 F. Yang, X. L. Xu, Y. H. Gong, W. W. Qiu, Z. R. Sun, J. W. Zhou, P. Audebert and J. Tang, *Tetrahedron*, 2007, **63**, 9188–9194; M. Szafran, Z. Dega-Szafran, B. Nowak-Wydra and M. Pietrzak, *J. Mol. Struct.*, 2001, **563–564**, 555–564.
- 45 T. Umemoto and Y. Gotoh, *Bull. Chem. Soc. Jpn.*, 1991, **64**, 2008–2010.
- 46 V. D. Parker, E. T. Chao and G. Zheng, *J. Am. Chem. Soc.*, 1997, **119**, 11390–11394.
- 47 R. W. Binkley and M. G. Ambrose, *J. Org. Chem.*, 1983, **48**, 1776–1777.
- 48 J. Stawinski and A. Kraszewski, *Acc. Chem. Res.*, 2002, **35**, 952–960.
- 49 A. T. Balaban, I. Ghiviriga, E. W. Czerwinski, P. De and R. Faust, *J. Org. Chem.*, 2004, **69**, 536–542.
- 50 J. Jankowska, M. Sobkowski, J. Stawinski and A. Kraszewski, *Tetrahedron Lett.*, 1994, **35**, 3355–3358.
- 51 Y. Tsujino, S. Shibata, A. Katsuyama, T. Kisaki and H. Kaneko, *Heterocycles*, 1982, **19**, 2151–2154.
- 52 M. Sobkowski, J. Stawinski, A. Sobkowska and A. Kraszewski, *J. Chem. Soc., Perkin Trans. 2*, 1994, 1803–1808.